

# EVault IS THE #1 RECOMMENDED BACKUP & RECOVERY SOLUTION AMONG IT PROS.

Research Now, a leading global research firm, recently surveyed 200 IT decision makers to compare satisfaction levels among four different backup and recovery solutions. The survey revealed EVault as the top finisher in several key categories.

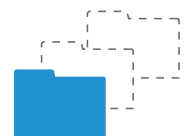
## What do users care about?



### 1. RELIABILITY







### 2. SECURITY



### 3. RECOVERY

EVault finishes first among IT pros

| Rank | Recovery Solution  |
|------|--|
| 1    |  <b>EVault</b><br><small>from Carbonite</small> |
| 2    |  <b>VEEAM</b>                                  |
| 3    |  <b>UNITRENDS</b>                             |
| 4    |  <b>datto</b>                                 |

## EVault #1 in reliability, recovery and ease of use

EVault ranked #1 in reliability, the criteria survey participants said was most important to them when choosing a backup and recovery solution. Overall, EVault ranked #1 in 5 of the 8 factors IT pros said were most important to them. Respondents were asked if they would recommend their data backup and recovery solutions to a colleague or friend. EVault finished first among 4 data backup and recovery solution providers in this category.

## IT pros rank backup & recovery solutions by chief criteria

| Attribute               | EVault         | Datto | Unitrends | Veeam |
|-------------------------|----------------|-------|-----------|-------|
| Reliability             | <b>8.46</b> #1 | 8.00  | 8.37      | 8.12  |
| Security and compliance | 8.52           | 7.94  | 8.58      | 8.27  |
| Recovery capabilities   | <b>8.62</b> #1 | 8.28  | 8.32      | 8.61  |
| Ease of use             | <b>8.48</b> #1 | 7.96  | 7.95      | 8.24  |
| Customer support        | <b>8.38</b> #1 | 7.79  | 7.92      | 8.36  |
| Recovery speed          | 8.32           | 8.10  | 8.29      | 8.36  |
| Backup features         | 8.55           | 7.88  | 8.61      | 8.52  |
| Storage capacity        | <b>8.58</b> #1 | 8.04  | 8.38      | 8.32  |

Survey methods: Research Now identified approximately 200 users of different solutions. Online respondents were asked to rank satisfaction on a scale from 1 to 10.